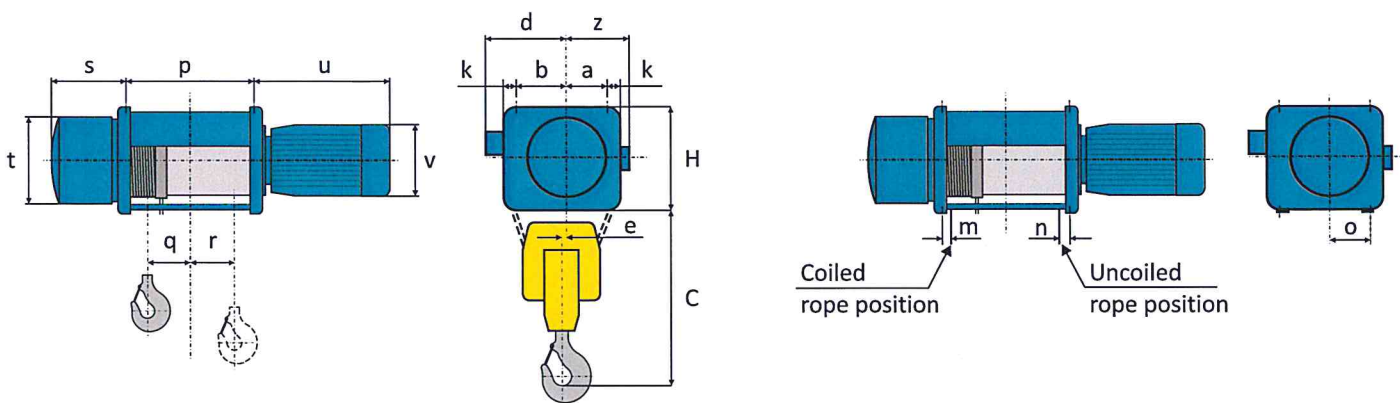


Foot Mounted Hoist

MT Series, 2 rope falls (reeving 2/1)



Foot mounted hoist – MT series, 2 rope falls (reeving 2/1)

Hoist type	Capacity (t)	Rope (mm)	Hook travel (m)	Fixed dimensions (mm)										Variable dimensions (mm)										Weight (kg)	
				C	H	a	b	k	d	e	m	n	o	p	q	r	s	t	u	v (V1)	v (V1)	z (V1)	u (V2)		v (V2)
MT305	1	ø7	10	500	321	105	190	50	300	53	45	48	84	395	91	61	200	218	376	220	150	376	220	150	150
	1	ø7	14	500	321	105	190	50	300	53	45	48	84	520	154	61	200	218	376	220	150	376	220	150	160
	1	ø7	20	500	321	105	190	50	300	53	45	48	84	700	244	61	200	218	376	220	150	376	220	150	180
MT308	1.6	ø7	10	600	321	105	190	50	300	53	45	48	84	395	91	61	200	218	376	220	150	483	257	181	170
	1.6	ø7	14	600	321	105	190	50	300	53	45	48	84	520	154	61	200	218	376	220	150	483	257	181	187
	1.6	ø7	20	600	321	105	190	50	300	53	45	48	84	700	244	61	200	218	376	220	150	483	257	181	207
MT312	2.5	ø10	10	670	321	105	190	50	300	40	48	56	110	440	90	77	246	292	483	257	181	483	257	181	225
	2.5	ø10	14	670	321	105	190	50	300	40	48	56	110	570	155	77	246	292	483	257	181	483	257	181	255
	2.5	ø10	20	670	321	105	190	50	300	40	48	56	110	775	258	77	246	292	483	257	181	483	257	181	285
MT316	3.2	ø10	10	670	321	105	190	50	300	40	48	56	110	440	90	77	246	292	483	257	181	607	310	240	220
	3.2	ø10	14	670	321	105	190	50	300	40	48	56	110	570	155	77	246	292	483	257	181	607	310	240	252
	3.2	ø10	20	670	321	105	190	50	300	40	48	56	110	775	258	77	246	292	483	257	181	607	310	240	296
MT525	5	ø12	10	770	378	133	212	53	325	41	60	61	133	455	90	78	266	360	616	310	251	661	310	251	480
	5	ø12	14	770	378	133	212	53	325	41	60	61	133	590	157	78	266	360	616	310	251	661	310	251	510
	5	ø12	20	770	378	133	212	53	325	41	60	61	133	795	260	78	266	360	616	310	251	661	310	251	540
	5	ø12	26	770	378	133	212	53	325	41	60	61	133	995	360	78	266	360	616	310	251	661	310	251	560

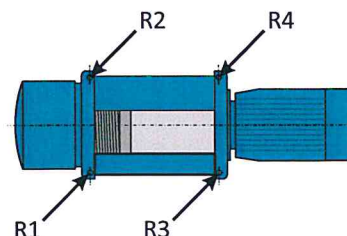
Dimensions are for hoists with FEM 2m/ISO M5, for 3m/M6 see table MT2-3m.
All dimensions are referred to "Standard Products", for all other products please contact Podem for GA drawing.

Foot mounted hoist – MT series, 2 rope falls (reeving 2/1)

Hoist type	Capacity (t)	Hook position	Reactions (kg)															
			Hook travel (m)															
			10				14				20				26			
			R1	R2	R3	R4	R1	R2	R3	R4	R1	R2	R3	R4	R1	R2	R3	R4
MT305	1	uep	351	404	114	131	378	435	87	100	400	461	65	74	-	-	-	-
	1	dep	169	195	295	341	187	215	277	321	198	228	267	307	-	-	-	-
MT308	1.6	uep	561	647	182	210	604	697	139	160	640	738	103	119	-	-	-	-
	1.6	dep	271	312	472	545	299	344	444	513	316	365	427	492	-	-	-	-
MT312	2.5	uep	916	885	355	344	997	964	274	265	1069	1034	202	195	-	-	-	-
	2.5	dep	433	419	838	810	475	459	796	770	522	504	749	725	-	-	-	-
MT316	3.2	uep	1172	1133	455	440	1276	1233	351	340	1369	1323	258	250	-	-	-	-
	3.2	dep	555	536	1072	1037	608	588	1019	985	668	645	959	928	-	-	-	-
MT525	5	uep	1729	1760	749	762	1899	1932	579	590	2050	2085	429	436	2136	2173	342	349
	5	dep	814	829	1664	1693	912	927	1567	1594	996	1013	1482	1509	1045	1063	1433	1459

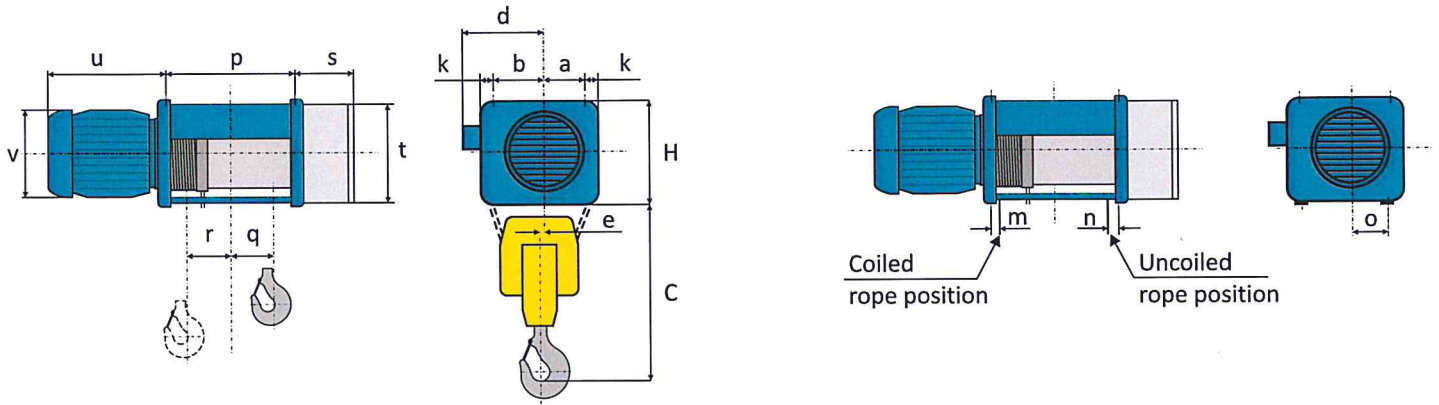
uep – Upper end position of the hook.
dep – Down end position of the hook.

MT2-3m			
Hoist type	FEM	ISO	Dimensions
MT304	3m	M6	see MT305
MT306	3m	M6	see MT308
MT310	3m	M6	see MT312
MT313	3m	M6	see MT316
MT520	3m	M6	see MT525



Foot Mounted Hoist

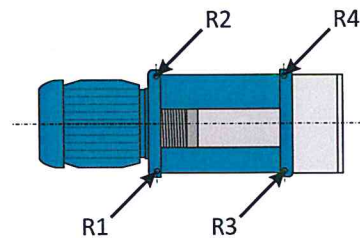
M Series, 2 rope falls (reeving 2/1)



Foot mounted hoist – M series, 2 rope falls (reeving 2/1)																							
Hoist type	Capacity (t)	Rope (mm)	Hook travel (m)	Fixed dimensions (mm)										Variable dimensions (mm)							Weight (kg)		
				C	H	a	b2	k	d	e	m	n	o	p	q	r	s	t	u (V1)	v (V1)		u (V2)	v (V2)
M740	8	ø 15	14	850	530	167,5	307,5	80,5	470	64	50	75	178	553	148	78	299	400	674	311	512	410	600
	8	ø 15	19	850	530	167,5	307,5	80,5	470	64	50	75	178	713	178	128	299	400	674	311	512	410	654
	8	ø 15	26	850	530	167,5	307,5	80,5	470	64	50	75	178	928	285	128	299	400	674	311	512	410	713
M750	10	ø 15	14	850	530	167,5	307,5	84,5	465	64	50	75	178	553	148	78	250	400	453	440	750	330	640
	10	ø 15	19	850	530	167,5	307,5	84,5	465	64	50	75	178	713	178	128	250	400	453	440	750	330	685
	10	ø 15	26	850	530	167,5	307,5	84,5	465	64	50	75	178	928	285	128	250	400	453	440	750	330	760
M950	10	ø 20	20	1030	624	200	340	92	515	66,5	55	90	210	840	228	118	314	400	517	470	523	470	1140
	10	ø 20	32	1030	624	200	340	92	515	66,5	55	90	210	1255	435	118	314	400	517	470	523	470	1280
	25	ø 30	20	1325	804	232,5	452,5	137,5	705	89	75	120	276,5	977	305	105	415	400	589	470	589	470	2350
M1125	25	ø 30	24	1325	804	232,5	452,5	137,5	705	89	75	120	276,5	1162	400	100	415	400	589	470	589	470	2430
	25	ø 30	30	1325	804	232,5	452,5	137,5	705	89	75	120	276,5	1402	520	100	415	400	589	470	589	470	2690

Foot mounted hoist – M series, 2 rope falls (reeving 2/1)							
Hoist type	Capacity (t)	Hook travel (m)	Hook position	Reactions (kg)			
				R1	R2	R3	R4
M740	8	14	uep	2993	3148	906	953
	8	14	dep	1400	1472	2499	2629
	8	19	uep	2923	3074	976	1027
	8	19	dep	1250	1314	2649	2787
	8	26	uep	3147	3310	752	791
	8	26	dep	1412	1485	2487	2616
M750	10	14	uep	3741	3936	1132	1191
	10	14	dep	1750	1840	3124	3286
	10	19	uep	3654	3842	1220	1284
	10	19	dep	1563	1642	3311	3484
	10	26	uep	3933	4137	940	990
	10	26	dep	1765	1856	3109	3270
M950	10	20	uep	3807	3907	1128	1158
	10	20	dep	1774	1821	3161	3244
	10	32	uep	4178	4288	757	777
	10	32	dep	2004	2056	2931	3009
M1125	25	20	uep	9530	10775	2204	2491
	25	20	dep	4606	5207	7128	8059
	25	24	uep	9906	11200	1828	2066
	25	24	dep	4857	5492	6876	7775
	25	30	uep	10219	11553	1515	1713
	25	30	dep	5030	5687	6704	7579

All dimensions are referred to "Standard Products", for all other products please contact Podem for GA drawing.



uep – Upper end position of the hook.
dep – Down end position of the hook.